

Cobham SATCOM

Lundtoftegaardsvej 93 D
2800 Kgs. Lyngby
Denmark

T: +45 39 55 88 00

F: +45 39 55 88 88

Date: October - 2018

Document Number: 95-164533-A

EXPLORER® 540
Software release version 1.03

Subject:

Please be informed that a new software version 1.03 has been released.
This version includes new features, updated features and bug fixes.

Priority:

MEDIUM: It is recommended to apply this change / initiative to all units in stock.
For units sold it is recommended to apply this change / initiative next time the system(s) is inspected.

Changes from initial software version 1.02 to version 1.03:**New Features:**

EXPLORER Cellular modem operating in PRISM mode

- "Private Routing & Intelligent System Management" (PRISM).
- This mode requires a corresponding PRISM server.
- Please contact your Cobham Landmobile sales rep or business development manager Jacob Sukkot to get further information on how to obtain a PRISM server.

Dedicated PDP contexts

- Offers dedicated PDP connection for external connected equipment (RTUs).
- Three PDP types
 - o Shared
 - o Dedicated DHCP
 - o Dedicated Static

Terminal Watchdog – additional features

- Alive report via SMS messages
 - o Sending "GETINFO" reply at specified interval
- SMS function verification
 - o Verifying UT & network capability to send and receive SMS message

Web interface status – additional information

- Terminal status indication Cellular, PRISM and M2M operation mode

Signed software image

- For improved security
- Note: Fall-back to previous un-signed SW revisions not possible

Updated Features:

Updates to the web interface

- Status for PPPoE controlled PDPs.
- Status for AT- cmd controlled PDPs.
- Improved Data and Call log with more detailed information

GPIO pin 2 - Terminal status corrected

- Pin 2 active when UT is "Ready" for BGAN service (previously just "Powered up").

Terminal status LED turned on during start-up

- Although installation is completed and the status LED is turned OFF it will now be turned on during power-up.

Operator warning if a setup change could cause connection to the E540 to be lost

- Manual deactivation of PDP content
- Disabling of remote management via SMS

Bug fixes:

Incorrect C/N0 value as part of GETINFO SMS

Phone number format supporting "+" and "00" prefix

Note: Ensure you have disabled the SIM pin requirement on LTE SIMs as the Auto pin function is not yet available for LTE SIMs

The above mentioned features are updated in User & integrator's manual 98-148232-E

Action:

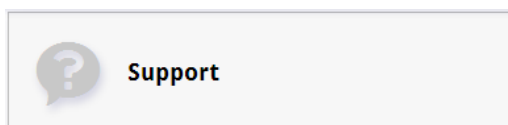
Download & extract file **EXPLORER540_ver_103.zip** located at Cobham SATCOM Sync partner login: <https://sync.cobham.com/> - or at the Cobham SATCOM Sync Support section: <https://sync.cobham.com/satcom/support>.

To update the software in the EXPLORER 540 via the web interface, do as follows:

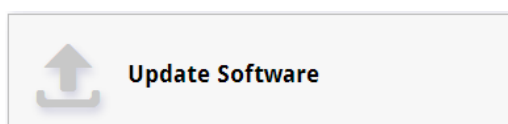
1. Open the web interface at address <http://192.168.0.1> or <http://ut.bgan> and enter the Control panel.



3. Click Support.



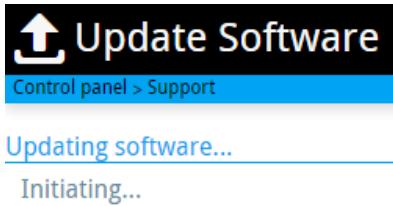
4. Click Update Software.



5. Click Update software.



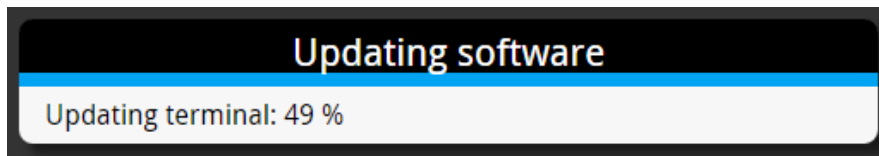
6. Browse to the new software version and click Open. The software file has the extension ".tiff". The EXPLORER 540 will upload the file and start updating the software.



Important! – Do not remove power to the terminal during the update process!!

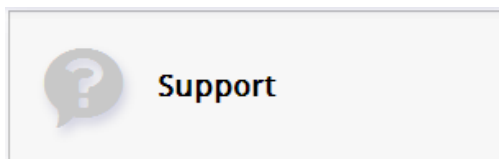
The EXPLORER 540 now reboots to continue the update process.

Shortly after the reboot, the update process can be followed in the web interface at <http://192.168.0.1> or <http://ut.bgan> by login as 'user'.



Checking web interface for correctly loaded software version 1.03 Build number 29:

7. Enter Control panel as in step 1 - and Click Support.



8. Click About.



Remote software upgrade:

You can initiate a remote software upgrade with an AT command, either from the command interface or encapsulated in an SMS (ATCO command).

For detailed syntax and parameters, see page 42 and Appendix B of the user manual.

AT_IGETFW=1

Will command the terminal to get the software from the default FTP server via default APN and download and then upgrade the software in the terminal.

Note: With M2M subscription you can use Inmarsat's M2M FUP server (default FTP server for software upgrade like in example above). This is not available for Non-M2M subscriptions.

Expected availability of EXPLORER 540 SW 1.03 on the Inmarsat M2M FUP server is expected to be mid-November.

Cobham SATCOM

Customer Service